


Case Study

Buffalo City Court 2005 Cooling Tower Replacement

Case Study • No. 6



Project Overview




Buffalo City Court is a ten-story building located in downtown Buffalo, New York, approximately 10 miles from Lake Erie. Energy performance contractor **Wendel Energy Services** was contracted to replace the existing 200-ton and 400-ton chillers and associated 600-ton 3-cell cooling tower with new, highly efficient equipment. The initial equipment selections were two new 400-ton Trane® CVHE centrifugal chillers and two 400-ton Baltimore Aircoil® Series 3000 induced-draft cooling towers with 20HP fan motors. **Frank P. Langley Co.** was to supply Bell & Gossett pumps and hydronic specialties to complete the system. Frank P. Langley Co. had recently become a manufacturer's representative for cooling tower manufacturer **Tower Tech**, and this project presented an excellent opportunity, and application, to introduce the customer to Tower Tech's innovative design. Scott Crego and Mike Licastro of Frank P. Langley Co. met with the project manager and engineer for Wendel Energy Services and presented the features, functions, and benefits of Tower Tech cooling towers. The customers recognized the potential energy, maintenance and chemical treatment savings, all of which would be the responsibility of Wendel Energy Services for the duration of the performance contract. At the conclusion of this introductory meeting, a request for proposal was issued to Frank P. Langley Co.

The application is HVAC comfort cooling, seasonal use (May-Oct). The engineer had calculated the peak load at ~500 tons, which would occur during ~5% of the cooling season. It was determined that a single 400-ton chiller would handle the load practically the entire season. Cooling tower design conditions were set at 1200 GPM and 2400 GPM, tower entering water at 95°F, tower leaving water at 85°F, and entering wet bulb temperature at 75°F. A challenge was for the new tower to fit the same footprint as the old tower, which was closely surrounded by walls on three sides.



* Trane® is a registered trademark and a business of American Standard Companies.
* Baltimore Aircoil® is registered trademark and a business of Amsted Corporation.

Buffalo City Court 20



Cutaway view
of a Tower Tech TTXE
Series 4-fan cooling tower module


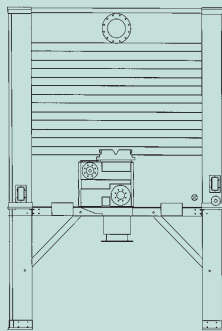
A Tower Tech model TTXE-081975, 8-fan cooling tower was selected to satisfy the design conditions and space limitation. Frank P. Langley Co. submitted a quotation for the TTXE-081975 with 7.5HP fan motors, 6' support legs, fan motors pre-wired to individual rotary disconnects, and a control panel with temperature control option. It is important to note the cooling tower fans would operate in unison; a variable-frequency drive (VFD), to be supplied by others, would operate all the tower fans in unison.

Upon review of Frank P. Langley's quotation it was determined the price of the Tower Tech cooling tower was ~25% higher than the Baltimore Aircoil price. The projected energy, maintenance, and chemical treatment savings were not quite enough for Frank P. Langley Co. to close the deal. Frank P. Langley Co. then met with

mechanical contractor **John W. Danforth Company**, the equipment installer, and explained how the cooling tower would arrive as a single cell, with the mounting of the support legs and external sump taking place on the ground, prior to lifting the tower to the rooftop. John W. Danforth Co. was impressed with the tower and recognized potential time and field labor savings. John W. Danforth

Cooling Tower Specifications:

- Tower Tech Modular Cooling Tower™ (Model TTXE-081975)
- Tower Tech 6' High Sub-structure (FRP & 304 Stainless Steel Hardware)
- Tower Tech Rotary Spray Nozzles™ (3:1 Turndown Capability with 6' x 6' Square Spray Pattern)
- Tower Tech Fan Motor Control Panel with Temperature Controller (460V, UL-Rated, NEMA 4)
- U.S. Electrical Motors (TEAO, 460V, 12.5 Amps, 215T Frame, 82.5% Efficiency, Inverter-Duty, Class "F" Insulation, L10 Sealed Bearings)
- Multi-Wing Fans (Direct-Drive, Model 9-X, 6 Blades)
- Individual Rotary Disconnects (UL-Rated, NEMA 4X)
- Factory Pre-wired (Shielded 12-4 AWG Oil Resistant Flexible Cable)
- Tower Tech Stainless Steel Fan Motor Support



- Brentwood Industries CF 1900 Fill Media
- Brentwood Industries CDX 80 Drift Eliminators (High Efficiency)

Cooling Tower Design Conditions:

- Flow Rate (GPM): 2,400 Max/800 Min
- Entering Water Temperature (HWT): 95° F
- Leaving Water Temperature (CWT): 85° F
- Entering Wet Bulb Temperature (WBT): 75° F

05 Cooling Tower Replacement



Buffalo City Court's new Tower Tech Modular Cooling Tower passed these calculated savings on to the customer, thereby helping to offset a significant portion of the price gap between the two cooling tower prices. The combined savings calculated by Wendel Energy Services and John W. Danforth Company gave Frank P. Langley Co. the winning edge.

Another important factor in the tower selection process was Tower Tech's patented Rotary Spray Nozzle with its unique 3:1 turndown capability. This feature would allow the entire 800 tons of fill media surface area to participate under a 400-ton chiller load. With constant condenser water flow and variable temperature difference on the chiller condenser, Tower Tech's projected operating fan motor horsepower was <8 BHP, or only about 40% of the horsepower required by the proposed 400-ton Baltimore Aircoil tower. Furthermore, on days where the wet bulb temperature may exceed the 75°F design and the building load is still 400 tons or less, the conventional tower would lose the ability to maintain adequate condenser water temperature. As a result, the second 400 ton chiller and cooling tower would have to be staged on in order to allow load sharing between towers and get the condenser water temperature back in line. Applying the same scenario with the Tower Tech cooling tower (which is able to use all of the fill media surface area all the time due to the turndown capability of the Rotary Spray Nozzle), fan speeds could be increased gradually until the condenser water set-point is reached, thereby keeping the single chiller satisfied and the second chiller turned off.

An interesting note following the new cooling tower's first year of operation: Buffalo experienced one of the hottest summers on record in 2005. The design wet bulb temperature of 75°F was exceeded on at least 20 days, yet the second chiller was never needed.

Operational Overview


A project planning meeting was held with the engineer, building automation company, and mechanical contractor to implement all the system design enhancements made available by the Tower Tech cooling tower design. Principal goals were to reduce system piping, use a single VFD to drive all eight fans simultaneously, and to communicate with the Building Automation System (BAS) through the Tower Tech fan motor control panel.

The Tower Tech fan motor control panel is furnished with a pre-programmed PLC, a cover-mounted interface panel, and a temperature input sensor installed in the cooling tower outlet piping and wired back to the PLC. This device allowed the cooling tower fan motor control panel to cycle fans, or to operate in conjunction with a remote VFD based on actual exiting water temperature as compared to the programmed set-point. The cooling tower fan motor control panel is also equipped with an analog input that accepts a 4-20 milliamp signal from the BAS allowing remote modification of cold water set-point as required. In the event the temperature signal is lost by the BAS system the PLC automatically defaults to the last temperature set-point value input through the cover mounted interface panel, thus keeping the tower operational while the problem is corrected.

As all tower fan motors are wired to a single VFD, the motor control panel was also equipped to supply a 4-20 milliamp (or 0-24 VDC)

Continued...

The Revolutionary Tower Tech Rotary Spray Nozzle™



signal to the VFD allowing for continuous fan speed adjustment to maintain the desired cold water temperature set-point at the lowest possible energy (kW) consumption. The VFD was supplied with a bypass arrangement allowing for drive maintenance and to provide full line voltage to the tower fan motors in the case of VFD drive failure. The Tower Tech fan motor control panel was equipped with a dry contact wired to a dry contact in the VFD, creating a "permission loop," or "drive available" signal. When the VFD bypass is engaged, or in the event of VFD failure, the dry contact will open and the Tower Tech PLC recognizes that the VFD is no longer available and assumes command of the tower fans. Its first step is to de-energize all fan motor starters and then begin a fan cycling sequence to maintain cold water temperature

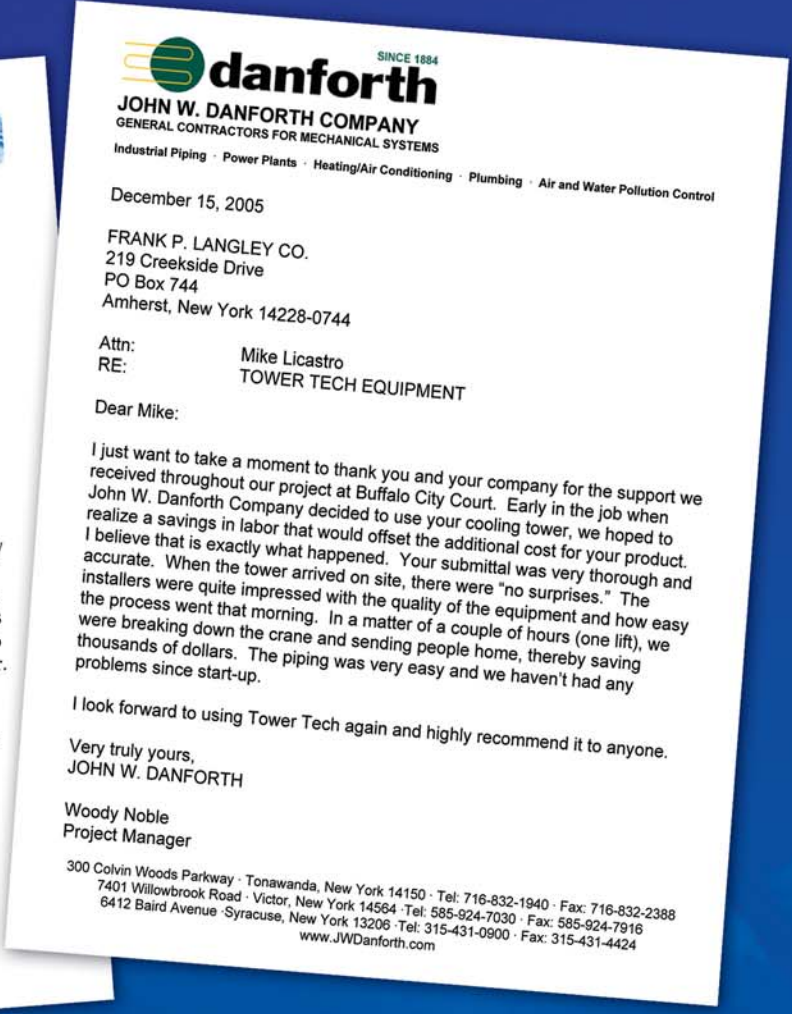
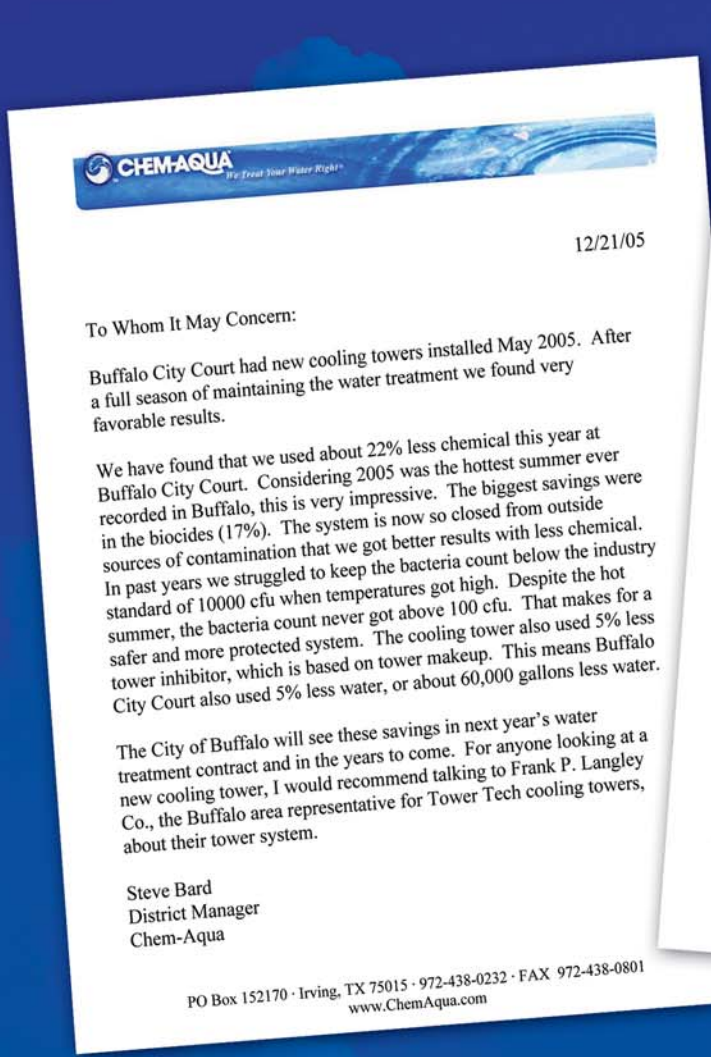


A typical motor control panel with the temperature controller for the Tower Tech 10-fan Modular Cooling Tower

set-point. This sequence restarts the tower fans in pairs, beginning from the end of the tower closest to the external sump. Only the number of fans required to maintain cold water temperature set-point will be turned on. This allows the tower to continue providing energy savings even in the absence of the VFD.

An important maintenance feature: each tower fan motor is factory pre-wired to an individual rotary disconnect. This provides the flexibility to service a single fan motor while the rest of the tower continues to operate.

And because the tower fan motors are accessible from grade level and are small (7.5HP each) and relatively lightweight, service can be performed without scaffolding or crane.



TOWER TECH
Cooling Towers for Discerning Users™

P.O. Box 891810, Oklahoma City, OK 73189-1810
Tel: 405.290.7788 • www.TowerTechInc.com



FRANK P. LANGLEY CO. Inc.

219 Creekside Drive, Amherst, NY 14228
Tel: 716.691.7575 • www.FPLCO.com

